



**From inspiration**  
to return



Improving your  
laundry together

The hidden potential  
of every laundry

From data  
to inspiration



## Improving the performance together

The challenges you take on with your laundry team are versatile. Enhancing productivity, utilising time and talent, having machines perform optimally, saving energy, realising a solid return. These are the challenges in which teamwork and automation meet.

Improve your organisation's productivity by using Laundry Dashboard. Discover how this system can even boost the performance of the best laundries (at least 4 percent growth!). The secret behind this? New insights in hidden potential...



# To measure is the beginning of knowing

**Laundry Dashboard helps you to increase the return by providing insight in essential variables. Real-time. To do this, Laundry Dashboard retrieves data from the production process. Using measurements and registrations you will quickly gain insight in your hidden potential. Without the need for manual collection, thus without typos or errors. The three most important variables measured are time, machine performance and consumption. We combine these measurements with data from other systems.**

**1 Time registration:** How much time do employees need for certain tasks? No more guessing from now on. We provide your teams with practical solutions for time registration or link the Laundry Dashboard to your existing systems.

**2 Machine measurements:** We equip your machines with counters and/or sensors that measure the actual production. This will result in crucial data regarding the utilisation rate and available capacity. The method of measurement used can be applied universally, regardless of the date of construction or the manufacturer of the machine.

**3 Consumption metering:** Laundry Dashboard registers the consumption of gas, water and power by use of counters and/or sensors. The measurements are so accurate that they can be tracked down to the kilogram or piece of laundry.

**4 Data from other sources:** Laundry Dashboard imports information from other software systems by means of links. This could be information from ERP-systems or CRM-systems. This is how the data, necessary for making smart analyses, is made complete.



**Why is Laundry Dashboard able to show what you hadn't noticed to date? Because from now on you measure what you didn't measure before**

# Unique insights in your laundry

All data from the measurements and other systems are combined by Laundry Dashboard into unique information. Information is displayed to you and your team in quite an accessible way. It is amazing how quickly teams, when able to utilise this information, can manage to deliver performance improvements.

From now on, you will have unique insights into your laundry. Some examples?

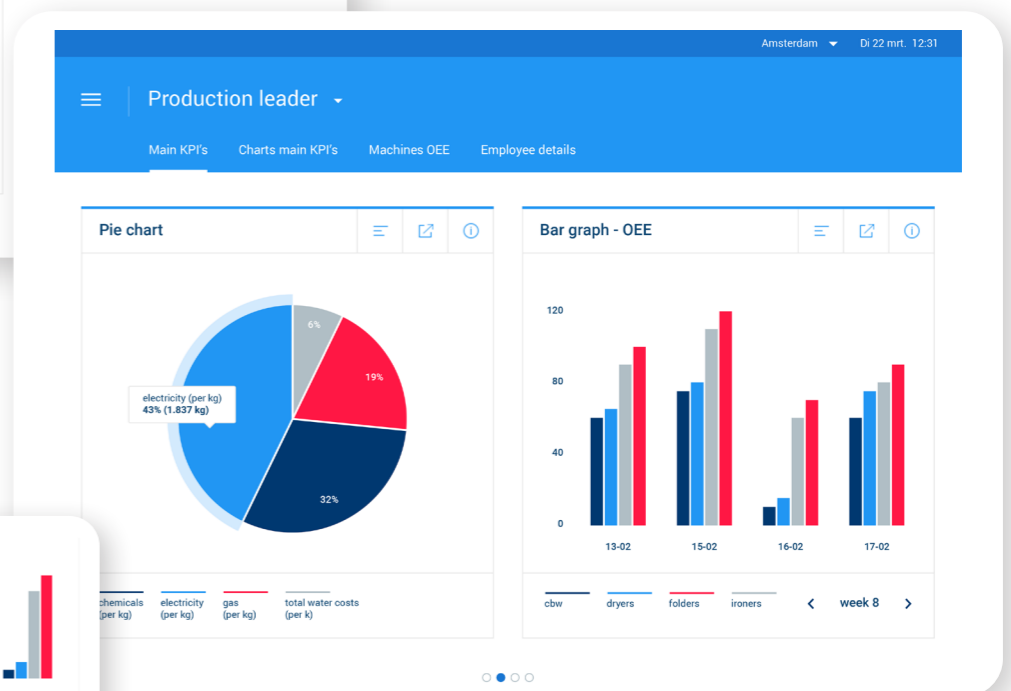
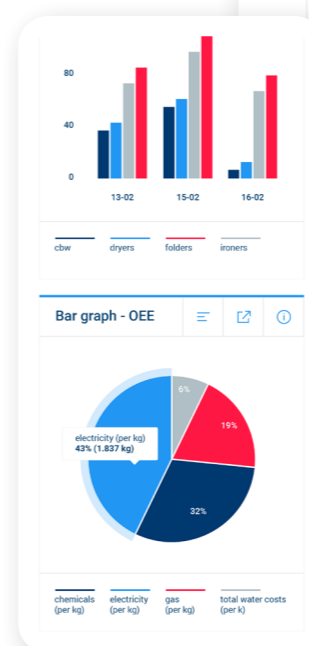
- Production per hour, in number of kilos, per team or per employee
- Production compared with a defined standard
- Production sequence of a machine during the day
- Average performance per employee, per production department
- Consumption of gas, electricity and water, compared with the total production of the laundry
- The Overall Equipment Effectiveness (OEE) of the machines
- Benchmarks between sites
- Actual cost per kg of laundry

## From boardroom to trouser pocket

Employees, supervisors, managers: you can give anyone access to relevant information in Laundry Dashboard. Accessible via a monitor in the laundry or simply through the internet. You can easily decide which variables are important and configure the dashboards on that basis. This way, you can provide your organisation with a tool that anyone is able to use.



You can easily configure Laundry Dashboard yourself. This way you can create your own dashboards.



Laundry Dashboard makes it easy to compare the actual performance with the standards

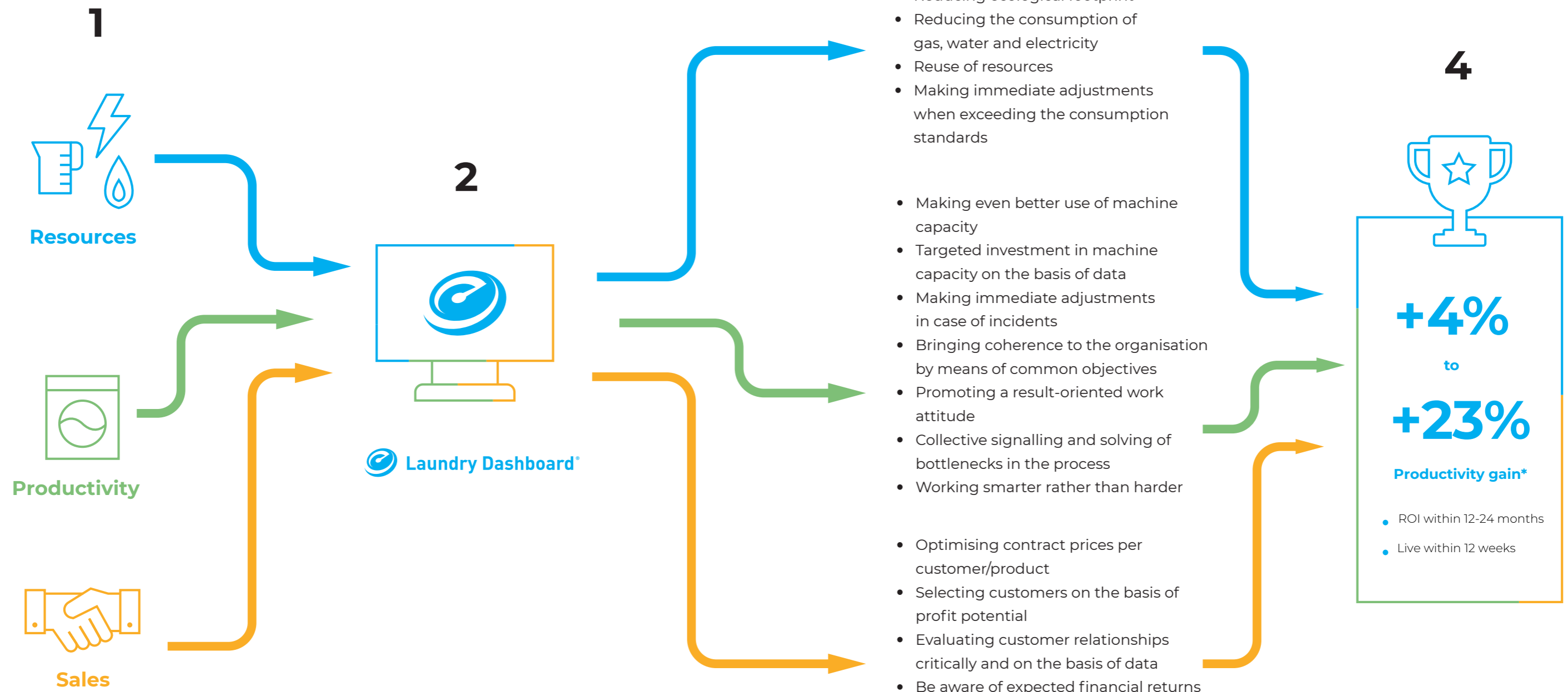


“Employees like to have insight in their productivity.”

# From concealed profits to real profits

Once you can utilise the information provided by Laundry Dashboard, a number of optimisations become obvious. All those optimisations will generate at least 4 percent productivity gain. Practice shows that most laundries make significantly higher profits. That is the revelation of hidden potential: only once you see it, you realise what you didn't see.

“Small improvements ensure great profits”





## Optimising with a smile

Laundry Dashboard provides your staff with insight in productivity. And that is great. Because even the smallest improvements realised by the team will become immediately visible in the figures. That is a reward as well as a stimulus.

---

**“We used to have counters on the machine, but that seemed to be subjective. Laundry Dashboard also provides insight in the actual performance. Laundry Dashboard surprisingly showed that some employees performed much better than we thought. The promised return was achieved by far.”**



**William Harte**  
Cleanlease - Goes

---

**“Laundry Dashboard helps us to manage the production process and procedures, which will eventually lead to optimisation throughout the organisation.”**



**Daniel Tarczynski**  
Fliegel Textilservice - Berlin

# Quick and quiet implementation

**The profits gained by the use of Laundry Dashboard may be substantial, yet the implementation is simple. Quick, quiet and virtually without any interruptions, we can install the hardware and software. The application will be operational within four months.**

Will you optimise your laundry using Laundry Dashboard? Then we will go through the following process together:

1. We install the gauges, counters, sub-boxes, touch-pcs and/or other hardware and we also configure the software.
2. After about twelve weeks, Laundry Dashboard will go live, doing measurements. The initial data will now be collected and analysed. Our specialists will train your laundry team in the usage of the information and/or registration systems. Meanwhile, we will design management dashboards, aligned to your wishes.
3. One month later, the entire system can go live. We will then train supervisors and managers in the usage of Laundry Dashboard. It is not complicated: the dashboards speak for themselves.
4. Depending on your needs, we will analyse the collected data together with you. We will assist you in interpreting the information and in identifying relevant optimisation opportunities. This way, you will gain insight in your hidden potential and soon report the first productivity improvements.

We will remain available for your staff after the implementation. For explanation, training, coaching or advice. We will help you discover the hidden potential.



**Productivity gain:**

Guaranteed

**4%**

Realistically

**4%-23%**

**Return On Investment:**

**1 to 2 years**

**Investment indication:**

**60 - 90K**



## Convince yourself with this test setup!

Are you curious as to how Laundry Dashboard works in the practice of your laundry? Then convince yourself using our unique test setup. You can easily install the test setup yourself.

**Ask for it now!**

From

**€ 7,950**

Offer on request

- ✓ Available within three weeks
- ✓ Plug & play
- ✓ Free training
- ✓ Direct result
- ✓ No licence fees for three months
- ✓ Money back guarantee

The test setup shows in which ways Laundry Dashboard will contribute to a structurally higher return. Ask for details or request it now.

**T +31 343 - 473 189**

**info@laundrydashboard.com**





## Unlocking hidden potential



T +31 343 - 473 189  
 info@laundrydashboard.com  
 Heuvelsesteeg 1  
 3959 BA Overberg  
 Netherlands

[laundrydashboard.com](http://laundrydashboard.com)